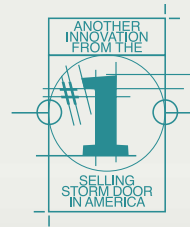


Innovations exclusively available from Larson...



SECURE ELEGANCE



... the only full view storm door providing the highest standard in home protection. Featuring KeepSafe® Glass and the Guardian 3 Locking System, this revolutionary new storm door is backed by a \$1000 Break-in Protection Warranty.

SCREEN AWAY® RETRACTABLE SCREEN

... the storm door with a disappearing retractable screen and balanced window system for one hand control.



DURATECH®

... age and weather resistant polymer surface offers UV protection, solid color throughout, an added thermal barrier, and high luster finish.

DuraTech™



SECURE LOCK™

... leads the industry with mortise hardware for solid core doors. Matching interior and exterior handles add beauty inside and out.

SECURE LOCK™



America's #1 Selling Storm Door



Choose the right storm door for your home. Beyond color and style, ventilation is an important option to consider. That is why Larson offers storm doors available in ScreenAway®, Multi-Vent, Single-Vent or Full-View with interchangeable glass and screen.

SCREEN AWAY®

RETRACTABLE SCREENS

The retractable screen disappears into the top cassette when not in use. ScreenAway® offers the beauty of a clear view with the convenience of ventilation.



VENTILATING STORM DOORS

MULTI-VENT

Choose from top or bottom ventilation or both by easily adjusting the glass panels. You control the breeze for maximum comfort.



Multi-Vent



Single-Vent

FULL-VIEW STORM DOORS

Many full view doors come with a full screen that interchanges with the glass. Both options allow you to showcase your primary door.



SINGLE-VENT

This half screen option allows for bottom ventilation. The window and screen are part of the door so you will never need to store the screen or glass.



COLORS THAT FIT YOUR STYLE

Color selection can dramatically affect the overall look of your home. Choose from white, almond, sandstone, earth-tone brown, black, hunter green or cranberry.

NOTE: Colors shown here are approximate. Refer to the color chip samples displayed on the storm doors. Colors vary by model.

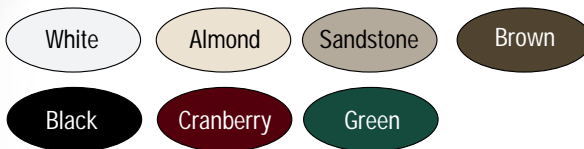


FIRST IMPRESSIONS

Storm Door Collection

1 Choose your door

- Seven frame colors
- Five glass designs
- Includes full screen



All designs available 36" x 81"; Clear and Double Bevel glass also available 32" x 81"
 * Available Special Order

2 Choose your handle

- Four in-stock finishes
- Matching levers inside and out
- BUILT-IN™ deadbolt lock



- Premium aluminum frame: 1⁵/₈" thick, maintenance-free, lasts a lifetime
- Overlapping frame with heavy-duty double weatherstripping conceals hinges and gaps
- Glass and full screen interchange
- Installation screw covers hide exterior screws
- Color-matched expander fits uneven sills
- Two color-matched closers



The Original Retractable Screen

SCREEN AWAY

RETRACTABLE SCREENS

Storm doors with a disappearing retractable screen offer the beauty of a clear view with the convenience of ventilation. PATENTED DESIGN



EasyVent: 1 7/8" Thick Frame

Lifestyle: 1 3/8" Thick Frame



Matching interior and exterior handles with BUILT-IN™ deadbolt lock
Bottom expander matches handle



346-60 Brass 346-13 Brass 346-80 Brass 346-83 Brass 356-60 Brass
346-52 Brushed Nickel 346-14 Brushed Nickel 346-82 Brushed Nickel 356-52 Brushed Nickel

- 1 7/8" aluminum frame – our thickest door
- Overlapping edge conceals hinges and eliminates gaps
- Dual weather strip system for a tight seal
- Designer screw covers conceal exterior screws
- Two adjustable-speed closers in matching colors
- REVERSA-HINGE™ for right or left mounts

- Heavy-duty weather strip
- Designer screw covers conceal exterior screws
- Adjustable-speed closer in matching colors
- Brass outside lever with inside lock
- Color-matched expander
- REVERSA-HINGE™ for right or left mounts

RETRACTABLE SCREENS

	SIZE	CUSTOM	COLOR
EasyVent			
346-60	346-15	32" x 81"	White, Almond, Sandstone, Brown, Black, Hunter Green, Cranberry
346-52	346-12	36" x 81"	
346-13	346-05	36" x 81"	
346-14	346-02		
346-80		32" x 81"	White, Almond, Sandstone, Hunter Green, Cranberry
346-82		36" x 81"	
346-83			White, Almond
Lifestyle			
356-60	32" x 81"		White
356-52	36" x 81"		
Lifestyle Solid Core			
830-80	32" x 81"	✓	White, Almond, Sandstone, Earth-tone Brown
830-82	36" x 81"		
LifeCore Solid Core			
370-81	32" x 81" 36" x 81" 30" x 81"		White, Almond



Matching handles inside and out with built-in SecureLock
Color-matched expander

Lifestyle Solid Core



830-80 Brass
830-82 Brushed Nickel

- DuraTech™ finish over solid core provides weather resistance
- Magnetic weather strip seals like a refrigerator
- REVERSA-HINGE™ for right or left mounts

Life-Core Solid Core




370-81

- DuraTech™ finish over solid core provides weather resistance
- Heavy-duty weather strip
- Color-matched lever with inside night lock
- REVERSA-HINGE™ for right or left mounts

Elegance and durability combine for outstanding protection.

FULL-VIEWS

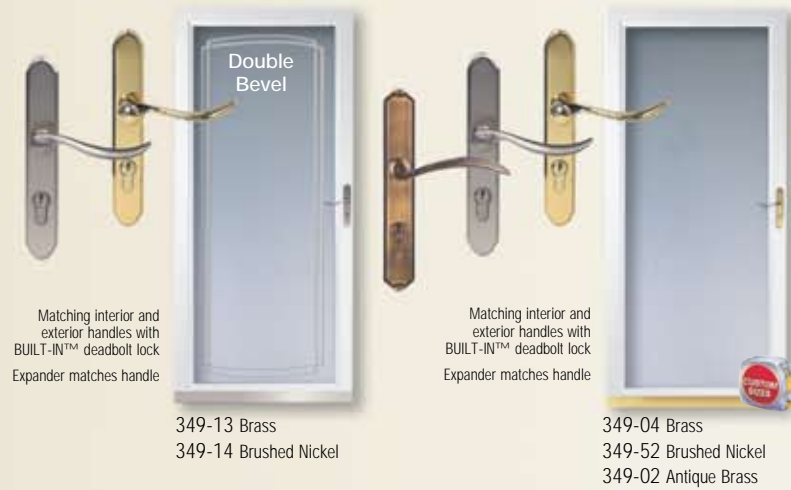
SecureElegance: 1 5/8" Thick Frame



Factory-strengthened
KEEPSAFE®
glass

- Overlapping edge conceals hinges and eliminates gaps
- Dual weather strip system for a tight seal
- Designer screw covers conceal exterior screws
- Two adjustable-speed closers in matching colors
- REVERSA-HINGE™ for right or left mounts

ClassicElegance: 1 5/8" Thick Frame



- Overlapping edge conceals hinges and eliminates gaps
- Dual weather strip system for a tight seal
- Includes interchangeable screen
- Designer screw covers conceal exterior screws
- Two adjustable-speed closers in matching colors
- REVERSA-HINGE™ for right or left mounts

ClassicView: 1 1/4" Thick Frame



- Heavy-duty weather strip system
- Includes interchangeable screen
- One adjustable-speed closer in matching colors
- REVERSA-HINGE™ for right or left mounts


LifeCore: Solid Core



- DuraTech™ finish over solid core
- Heavy-duty weather strip system
- Includes interchangeable screen
- SecureLock handles with built-in lock
- One adjustable-speed closer
- REVERSA-HINGE™

FULL-VIEWS

	SIZE	CUSTOM	COLOR
SecureElegance			
349-20	32" x 81"		White, Almond, Sandstone, Black, Hunter Green, Cranberry
349-17	36" x 81"		
ClassicElegance			
349-02	32" x 81" 36" x 81"	✓	White, Almond, Sandstone, Brown, Black, Hunter Green, Cranberry
349-04			
349-52			
349-13	36" x 81"		White, Almond, Sandstone, Brown, Black, Hunter Green, Cranberry
349-14			
ClassicView			
350-04	32" x 81" 36" x 81"	✓	White, Almond, Sandstone, Brown, Black, Hunter Green, Cranberry
350-17			
350-13			
350-14			White, Almond, Sandstone, Brown, Black, Hunter Green, Cranberry
LifeCore			
277-FB	32" x 81"	✓	White, Almond, Sandstone, Brown
274-FL	36" x 81"		



VENTILATING SINGLE-VENT

Lifestyle



830-14

- DuraTech™ finish over solid core
- Magnetic weather strip seals like a refrigerator
- Sleek push-button: white on white doors; black on brown

ValueCore



283-ST Traditional
286-SX Crossbuck

- Aluminum finish over solid core
- Heavy-duty weather strip
- Sleek push-button: white on white doors; black on brown doors



288-SS
380-05 Mobile Home Door

- Aluminum finish over solid core
- Heavy-duty weather strip
- Sleek push-button: white on white doors; black on brown doors

VinylClad



293-ST Traditional 296-SX Crossbuck
298-SS

- Vinyl finish over solid core
- Heavy-duty weather strip
- Durable push button handle
- Five-year warranty

LifeCore



370-07 Brass
370-17 Brushed Nickel

- DuraTech™ finish over solid core
- Heavy-duty weather strip
- Easy clean glass with etched colonial design
- Brass or brushed-nickel exterior handle with inside latch

LifeCore



Pet Door
370-79 Flap Opening: 10"x15"
370-78 XL Flap Opening: 14"x23"
278-SS

- DuraTech™ finish over solid core
- Heavy-duty weather strip
- Matching handles inside and out with built-in SecureLock

SINGLE-VENT half screen

	SIZE	SPECIAL STANDARD	CUSTOM	COLOR
Lifestyle				
830-14	32" x 81" 36" x 81"	NA	✓	White, Brown
LifeCore				
370-78 370-79	32" x 81" 36" x 81"	NA	✓	White Almond
370-07 370-17		NA		
278-SS	32" x 81" 36" x 81"	30" x 81" 34" x 81" 32" x 85" 36" x 85" White only	✓	White Almond Sandstone Brown
ValueCore				
283-ST 286-SX	32" x 81" 36" x 81"	30" x 81" 30" x 81" 34" x 81"		White, Brown White, Brown
288-SS				
380-05	32" x 75" 30" x 75"	NA		White
VinylClad				
293-ST 296-SX	32" x 81" 36" x 81"	30" x 81" 30" x 81"		White White
298-SS		34" x 81"		

ClassicView



221-SC Brass
3320-17 Brushed Nickel
1-1/2" thick Single Vent

- Maintenance-free aluminum frame
- Heavy-duty weather strip
- Matching handles with BUILT-IN™ deadbolt (221-SC)
- Brass-finish outside lever with inside lock (350-48)

LifeCore



350-48
1-1/4" thick Screen Door
Glass not available



371-36
Interchangeable Screen

- DuraTech™ over solid core
- Heavy-duty weather strip
- Matching handles inside and out; built-in SecureLock

MORE VENTING OPTIONS

	SIZE	SPECIAL STANDARD	COLOR
ClassicView			
221-SC			
3320-17	32" x 81" 36" x 81"	NA	White, Black
350-48			White
LifeCore			
371-36	32" x 81" 36" x 81"	30" x 81"	White



Select Models

VENTILATING MULTI-VENT

Lifestyle



233-ST Traditional
236-SX Crossback

830-01

830-46

- DuraTech™ finish over solid core provides weather resistance
- Magnetic weather strip seals like a refrigerator
- Matching handles inside and out with built-in SecureLock (233-ST, 236-SX)
- Sleek push-button: white on white doors; black on brown (830-01, 830-46)

Multi-Vent glass and full screen for top and bottom ventilation control.



STANDARD FEATURES

- 1" thick solid core
- One adjustable-speed closer
- Bottom expander adjusts for uneven sills
- REVERSA-HINGE™ for right or left mounts

MULTI-VENT

	SIZE	CUSTOM	COLOR
Lifestyle			
233-ST			White, Almond, Sandstone, Brown
236-SX	32" x 81" 36" x 81"		White
830-01 830-46			White, Brown
LifeCore			
268-CF	32" x 81" 36" x 81"	✓	White, Almond, Brown
271-TT		✓	White, Almond, Sandstone, Brown
271-TT Special Standard	30" x 81" 34" x 81" 36" x 85"		White
ValueCore			
281-TT	32" x 81" 36" x 81"		White

LifeCore



268-CF

271-TT

- DuraTech™ finish over solid core provides weather resistance
- Heavy-duty weather strip
- Matching handles inside and out with built-in SecureLock

ValueCore



281-TT

- Maintenance-free aluminum over solid core
- Heavy-duty weather strip
- Sleek white push-button





SecureElegance

Security Storm Door



Model 349-20
SecureElegance
Brass

Model 349-17
SecureElegance
Brushed Nickel

DESIGNED
FOR
ELEGANCE

ENGINEERED
FOR
SECURITY

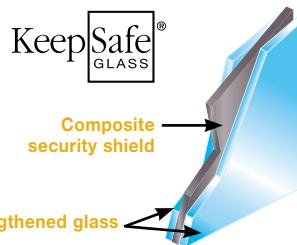
SECURITY FEATURES

- Multi-Point Locking System
- Secures Door in 3 Places
- Brass or Brushed Nickel Levers
- Factory Strengthened Glass
- Laminated Security Shield
- Withstands Repeated Blows
- Blocks 99% of UV Rays



Composite security shield

Factory-strengthened glass

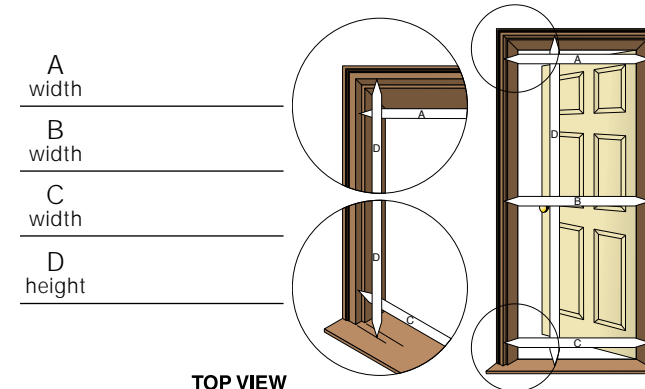


STORM DOOR FEATURES

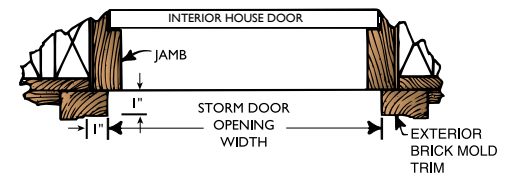
- 1⁵/₈" thick aluminum frame is maintenance-free
- Elegant frame design with overlapping edge to conceal hinges and eliminate gaps
- Designer screw covers conceal exterior mounting screws
- Two adjustable-speed closers in matching colors
- Coordinating expander conforms to uneven sills
- Reinforced hinges with REVERSA-HINGE™ for right or left mounts

HOW TO MEASURE

Mark measurements and bring them to any Larson retailer.



TOP VIEW



NOTE: 1" wide by 1" deep mounting surface is recommended to properly install a Larson Storm Door.

Standard Door Sizes	Minimum - Maximum Doorway Width	Minimum - Maximum Doorway Height
30" x 81"	29 ⁷ / ₈ " to 30 ³ / ₈ "	80" to 81"
32" x 81"	31 ⁷ / ₈ " to 32 ³ / ₈ "	80" to 81"
34" x 81"	33 ⁷ / ₈ " to 34 ³ / ₈ "	80" to 81"
36" x 81"	35 ⁷ / ₈ " to 36 ³ / ₈ "	80" to 81"



Available in select models.



Visit us on the internet at www.larsondoors.com or call our Homeowner Helpline: 1-888-483-3768



We proudly donate our doors through Habitat for Humanity's Gifts-in-Kind program.

™Trademark, Larson Manufacturing Company, 2333 Eastbrook Drive, Brookings, South Dakota, 57006. ©Larson Manufacturing Company, 2009. Printed in U.S.A. Larson reserves the right to alter or discontinue any model, specification, warranty or price without notice. 3-09 09502100

SecureElegance

Security Storm Door

SIZE	COLOR	HARDWARE
32" x 81" 36" x 81"	<p>White Almond Sandstone Black Hunter Green Cranberry</p>	<p>Brass Brushed Nickel</p>

\$1000 Break-In Protection Warranty



www.larsondoors.com/security