

Fabric Color Selection

The 6000XL is available in six Vinyl Colors.



4001 Forest Green



4002 Mocha



4003 Putty



4004 Clay



4005 Taupe




4006 Sage

Solids and Signature Fabric Patterns



Pacific Blue
#4601



Natural
#4604



Hemlock Tweed
#4605



Black
#4608



Terra Cotta
#4622



Toast
#4628



Cadet Grey
#4630



Burgundy
#4631



Linen
#4633



Forest Green
#4637



Captain Navy
#4646



Linen Tweed
#4654



Heather Beige
#4672



Grey/White Stripe
#0528



Hemlock Tweed
Fancy #4751



Bisque Brown
#4773



Chocolate Chip
Fancy #4776



Grey/Beige Chip
Fancy #4777



Forest Green
Fancy #4790



Beige/White
#4796



Grey/Black/White
#4799



Forest Green/White
#4806



Captain Navy
Regimental
#4901



Captain Navy/
Natural Classic
#4902



Taupe-5 Bar
#4907



Plum Fancy
#4909



Moss Classic
#4911



Forest Green
Transitional
#4914



Navy/Taupe
Fancy #4916



Mediterranean
Canvas
#4921



Black Forest
Fancy #4923



Forest Green/Beige/
Natural Fancy
Stripe #4932



Sand Graduated
Stripe #4936



Taupe Tailored
Bar Stripe #4945



Forest Vintage
Bar Stripe #4949



Mahogany Brass
Vintage #4951



Heather Beige
Classic
#4954



Fern/Heather
Beige Block
#4959



Putty Regimental
#4961



Havelock Brick #4985



Havelock Juniper
#4986



Baycrest Sky
#4992



Baycrest Pacific
#4993



Black/White
#5704



Beige/White
#5760

*All fabric colors and patterns shown are the most popular selections from the Sunbrella® collection.
Colors may vary from actual, see sample book for an exact match.*

1-800-901-3313 • www.NuImageAwnings.com

Factory Directed Installations are available in most areas. Call us for details.





TAKE A VACATION IN YOUR OWN BACKYARD
TOME VACACIONES EN SU PROPIO PATIO TRASERO



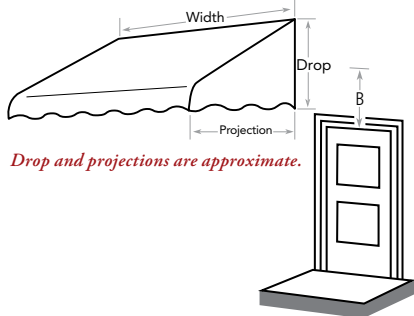
AWNINGS FOR DOORS • WINDOWS • DECKS • PATIOS

TOLDOS PARA PUERTAS • VENTANAS • CUBIERTAS • PATIOS

FABRIC DOOR CANOPIES & WINDOW AWNINGS – MEASURING & ORDER FORM

Complete the necessary steps below and return this form to the store for order processing.
Special orders are not returnable. Please verify all information before ordering.

2700 Door Canopy



Drop and projections are approximate.

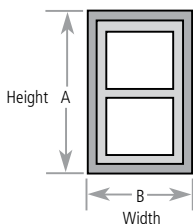
Step 1 Canopy Model Numbers 4 through 8: Using the chart provided, select the projection that best fits your needs. If mounting over an outswinging door use at least a model #7.
Step 2 Canopy Width: Measure outside width of door casing. Add at least 3" - 5" on each side for proper appearance. (Be sure light fixtures are not in the way). Custom widths up to 120" in 1" increments.
Step 3 Canopy Supports: Measure from top of door (B) to determine available space for mounting. Canopy requires 13" of mounting space (B).
Step 4 Color Choice: Select the Fabric color that best compliments your home. All canopy framework is in Bronze Finish. See backcover for fabric selection.

Canopy Model #	4	5	6	7	8
Projection	24"	30"	36"	41"	47"
CANOPY REQUIRES 13" MOUNTING SPACE (B)					
Drop	12"	13.5"	15"	17"	19"

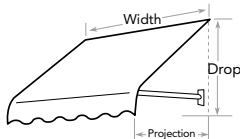
2700 WITH SIDES ORDERING FORM

	Step #1	Step #2	Step #3	
Quantity	Awning Model #4-8	Awning Width in Inches	Fabric Number	Fabric Name

3300 & 3700 Window Awning



Step 1 Awning Model Numbers 4 through 8: Measure window height (A). Use chart to determine awning model number.
Step 2 Awning Width: If mounting on casing, measure outside width of window casing (B). For wall mount, select any desired width. Arms cannot be mounted on shutters. Custom widths up to 120" in 1" increments.
Step 3 Color Choice: Select the fabric color that best compliments your home. All awning framework is in bronze finish. Both Fabric Number and Fabric Name are necessary for order processing. See backcover for fabric selection.



Awning Model #	4	5	6	7	8
For: Window Up To	36"	46"	56"	66"	76"
Projection	15"	18"	24"	28"	32"
Drop	20"	23"	28"	32"	37"

3300 WITH ARMS ORDERING FORM

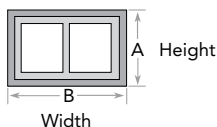
Drop and projections are approximate.

	Step #1	Step #2	Step #3	
Quantity	Awning Model #4-8	Awning Width in Inches	Fabric Number	Fabric Name

3700 ORDERING FORM (with sides)

	Step #1	Step #2	Step #3	
Quantity	Awning Model #4-8	Awning Width in Inches	Fabric Number	Fabric Name

4300 & 4700 Casement Window Awning



Step 1 Awning Model Numbers 6 through 9: Measure window height (A) use chart to determine model number. Casement awnings require a minimum of 6" above window for mounting. Windows opening more than 18" will require additional mounting space.
Step 2 Awning Width: If mounting on casing, measure outside width of window casing (B). For wall mount, select any desired width, allow 1" on each side for mounting hardware. Arms cannot be mounted on shutters. Custom widths up to 120" in 1" increments.
Step 3 Color/Pattern Choice: Select the color(s) and pattern that best compliments your home. The awning may be ordered in a solid color or stripe pattern. See backcover for fabric selection.

Awning Model #	6	7	8	9
For: Window Height Up To	46"	56"	66"	76"

Awning Model #	6	7	8	9
Drop	25"	31"	37"	40"
Projection	30"	32"	35"	38"

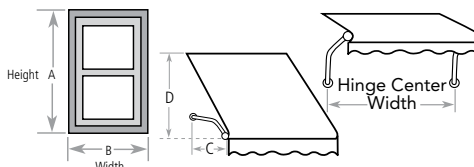
4300 WITH ARMS ORDERING FORM

	Step #1	Step #2	Step #3	
Quantity	Awning Model #6-9	Awning Width in Inches	Fabric Number	Fabric Name

4700 ORDERING FORM (with sides)

	Step #1	Step #2	Step #3	
Quantity	Awning Model #6-9	Awning Width	Fabric Number	Fabric Name

5700 Roll-Up Window Awning



Step 1 Awning Model Numbers 0 through 4: Measure window height (A). Use chart to determine awning model number.
Step 2 Awning Width: If mounting arms on casings, measure the center to center width of casings (B). For wall mount select any desired width, allow 1" on each side for mounting hardware. Arms cannot be mounted on shutters. Custom widths up to 120" in 1" increments. *See Note.
Step 3 Color/Pattern Choice: Select the fabric color and pattern that best compliments your home. All framework will be Bronze Finish. See backcover for fabric selection.
Step 4 Optional: WeatherGuard™ cover. The Bronze Finish cover protects fabric when awning is rolled up, from rain, snow and sun.

***NOTE:** Awning Width (hinge center): Is the center to center distance in width between the 2 arms where they mount on wall or casing.

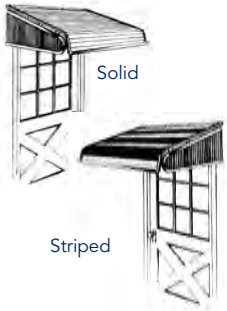
Awning Model #	0	1	2	3	4
For: Window Height Up To	36"	46"	56"	66"	76"
C. Projection	18"	24"	30"	35"	42"
D. Awning Drop	27"	33"	39"	44"	51"

	Step #1	Step #2	Step #3		Step #4
Quantity	Awning Model # 0,1,2,3 or 4	Awning Width (SEE NOTE)	Fabric Number	Fabric Name	Optional WeatherGuard® Y or N

ALUMINUM DOOR CANOPIES & WINDOW AWNINGS – MEASURING & ORDER FORM

Complete the necessary steps below and return this form to the store for order processing. Available in solid or striped pattern, (no additional charge). Sides available in solid color only. Undersides of all canopies will be white. Special orders are not returnable. Please verify all information before ordering.

2500 Door Canopy

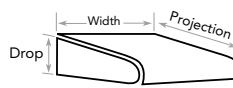


Step 1 Canopy Model Numbers 4 through 10: Using the chart provided, choose the appropriate canopy model# that matches the projection that best fits your needs. If mounting over an outswinging door use at least a model # 7.

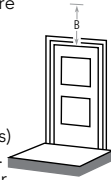
Step 2 Canopy Width: Measure outside width of door casing. Add at least 3" - 5" on each side for proper appearance (Be sure light fixtures are not in the way). Custom widths up to 180" in 1" increments.

Step 3 Canopy Supports: All canopies will be shipped with support arms unless optional sidings are ordered. Support arms require 3" of mounting space over door. If sidings are desired, measure from top of door (B) to determine available space for mounting. Standard sides require 13" (B). Low mount sides require 6" (B).

Step 4 Color/Pattern Choice: Select the color(s) and pattern that best compliments your home. The canopy top may be ordered in a solid color or striped pattern. Sidewings available in solid color only. See page 13 for color selection.



Drop and projections are approximate and may be changed by moving arm mounting location.

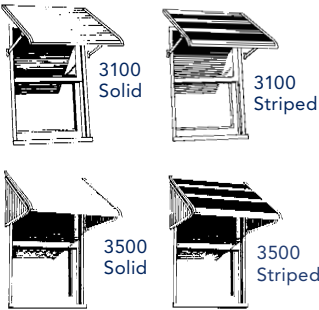


Canopy Model #	4	5	6	7	8	9	10
Projection	24"	30"	36"	42"	48"	54"	60"
STANDARD SIDES REQUIRE 13" MOUNTING SPACE (B)							
Drop approx.	12"	13"	15"	16"	18"	20"	21"
LOW MOUNT SIDES REQUIRE 6" MOUNTING SPACE (B)							
Drop approx.	10"	11"	12"	12"	13"	13"	14"

Special Orders Are Not Returnable. Verify All Information Before Ordering.

	Step #1	Step #2	Step #3 (optional)	Step #4		
Quantity	Canopy Model # 4, 5, 6, 7, 8, 9, or 10	Canopy Width In Inches	Type of Sides Standard or Low Mount	Canopy Color	Stripe Color	Sidewing Color

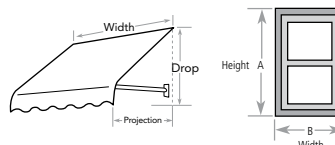
3100 & 3500 Window Awning



Step 1 Awning Model Numbers 4 through 8: Measure window height (A). Use chart to determine awning model number.

Step 2 Awning Width: If mounting on casing, measure outside width of window casing (B). For wall mount, select any desired width, allow 1-1/2" on each side for mounting hardware. Sides cannot be mounted on shutters. Custom widths up to 180" in 1" increments.

Step 3 Color/Pattern Choice: Select the color(s) and pattern that best compliments your home. The awning top may be ordered in a solid color or striped pattern. Sidewings available in solid color only. See page 13 for color selection.



Awning Model#	4	5	6	7	8
For windows up to	36"	46"	56"	66"	76"
Projection	16"	20"	24"	28"	33"
Drop	21.5"	25"	30"	33"	37"

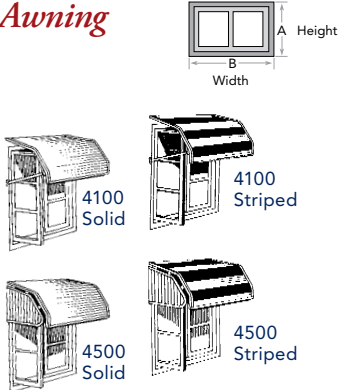
3100 WITH ARMS ORDERING FORM

	Step #1	Step #2	Step #3	
Quantity	Awning Model #4-8	Awning Width in Inches	Awning Color	Stripe Color

3500 ORDERING FORM (with sides)

	Step #1	Step #2	Step #3	Step #4		
Quantity	Awning Model # 4,5,6,7 or 8	Awning Width in Inches	Type of Sides 30° or 45°	Awning Color	Stripe Color	Sidewing Color

4100 & 4500 Casement Window Awning



Step 1 Awning Model Numbers 6 through 9: Measure window height (A) use chart to determine height model number. Casement awnings require a minimum of 6" above window for mounting. Windows opening more than 18" will require additional mounting space.

Step 2 Awning Width: If mounting on casing, measure outside width of window casing (B). For wall mount, select any desired width, allow 1" on each side for mounting hardware. Arms cannot be mounted on shutters. Custom widths up to 180" in 1" increments.

Step 3 Color/Pattern Choice: Select the color(s) and pattern that best compliments your home. The awning may be ordered in a solid color or stripe pattern. Sidewings available in solid color only.

From	To	Awning Model #
37"	46"	6
47"	56"	7
57"	66"	8
67"	76"	9

Awning Model #	6	7	8	9
Drop	20.5"	26"	29.5"	36.5"
Projection	30"	32"	35"	38"

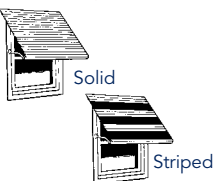
4100 WITH ARMS ORDERING FORM

	Step #1	Step #2	Step #3	
Quantity	Awning Model #6-9	Awning Width in Inches	Awning Color	Stripe Color

4500 ORDERING FORM (with sides)

	Step #1	Step #2	Step #3	Step #4		
Quantity	Awning Model # 6,7, 8 or 9	Awning Width in Inches	Type of Sides 30° or 45°	Awning Color	Stripe Color	Sidewing Color

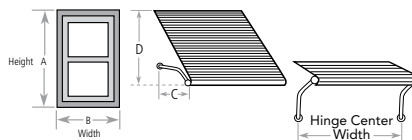
5500 Roll-Up Window Awning



Step 1 Awning Model Numbers 0 through 4: Measure window height (A). Use chart to determine awning model number.

Step 2 Awning Width: If mounting arms on casings, measure the center to center width of casings (B). For wall mount select any desired width, allow 1" on each side for mounting hardware. Arms cannot be mounted on shutters. Custom widths up to 120" in 1" increments.

Step 3 Color/Pattern Choice: Select the color(s) and pattern that best compliments your home. The awning may be ordered in a solid color or striped pattern. See page 13 for color selection.



***NOTE:** Awning Width (hinge center): Is the center to center distance in width between the 2 arms where they mount on wall or casing.

Awning Model #	0	1	2	3	4
For: Window Height Up To	36"	46"	56"	66"	76"
Projection	18"	24"	30"	35"	42"
Drop	27"	33"	39"	44"	51"

	Step #1	Step #2	Step #3		
Quantity	Awning Model #0-4	Awning Width (SEE NOTE)	Awning Color	Stripe Color	

WHERE FASHION...

You're justifiably proud of your home, a place that is both beautiful and comfortable. After all, you work hard and this oasis is where you spend most of your leisure time. You want it to be as special as possible. NuImage Retractable Awnings are the ideal compliment to your home. Whether you want to make a bold fashion statement with our attractive stripe patterns or have your awning quietly blend in with the colors of your home we have the fabric to match. NuImage offers more than 45 beautiful Sunbrella fabric patterns to choose from so you are sure to find the ideal awning to compliment your style.



NuImage retractable awnings let you entertain on your deck or patio any time of the day and enhance the beauty and function of your outdoor living space. Our awnings are designed to be self-supporting so you can

enjoy your view without looking at ugly poles or supports. When your awning is open it's attractive look makes a stunning statement and when you don't need it your awning can be

easily retracted allowing it to blend with your home's exterior.



A NuImage retractable awning is a great way to add to both your home's aesthetic appeal and equity. We know that when it comes to your home, looks definitely count. That's why a NuImage retractable awning is the only choice.

1-800-901-3313 • www.NuImageAwnings.com

Factory Directed Installations are available in most areas. Call us for details.

MEETS FUNCTION

Of course it is not all about looks. We know the main reason for buying a retractable awning is that you can't use your deck or patio on those blistering hot summer days. By adding a retractable awning you protect not only your home and it's furnishings, but most importantly yourself and your family from the harmful U.V. rays of the sun.



Shade When You Need It...

temperature by up to 15 degrees. That makes owning a retractable awning a smart investment. Retractable awnings ship standard with a manual hand crank for operation. Optional motorization with a remote control is smart, very smart, and available for a small additional cost. Surveys show that owners of motorized awnings use them 40% more than crank style because of ease of operation.



Sun When You Want it.




Roof Mount installation

Awnings Save You Money! Studies have been done by air conditioning professionals that clearly show that homeowners who install fabric awnings can reduce solar heat gain by up to 77% and lower the inside

Nulmage awnings are built from the finest materials and are made to last. We make every awning with the utmost care to your exact specifications and back it with the best warranties in the business.

Why waste another day sitting inside your home with the air conditioner running when you could be outside enjoying your deck or patio. Call us today, let's talk shade!



1-800-901-3313 • www.NulmageAwnings.com

Factory Directed Installations are available in most areas. Call us for details.

2500 Series
Door Canopy



with
side wings



with
support arms

3500 Series
Window Awning



3100 with support
arms

4500 Series
Casement Window Awning



4100 with support
arms

5500 Series
Roll-up Window Awning




When you need protection from the elements, NuImage Aluminum products are the perfect choice. Our aluminum awnings and canopies are made to last and feature a durable milled finish aluminum framework. Door canopies are designed to protect your entry from both the rain and the snow. Heavy-duty support arms are standard with optional side wings available to fully enclose your canopy. Aluminum window awnings are available in several models to fit almost any window style. NuImage features both stationary or roll-up designs. All aluminum products have a two-coat baked-on enamel finish for lasting performance. All awnings are available in either a solid or striped pattern. Make the right choice, make it NuImage today!



Heavy-duty
mounting bar.

Center rafters provide added support and stability.



All door canopies include a built-in rain gutter

Door canopies are available with arms, sides or both.



Optional vented side panels fully enclose the canopy while allowing upward winds to escape



Adjustable wall brackets for easy installation.

Choose From 13 Baked On Colors To Match Your Home



White Almond Mocha Tan Sandalwood Brick Red Burgundy Brown Evergreen Fern Green Slate Blue Bedford Blue Graystone Black

1-800-901-3313 • www.NuImageAwnings.com



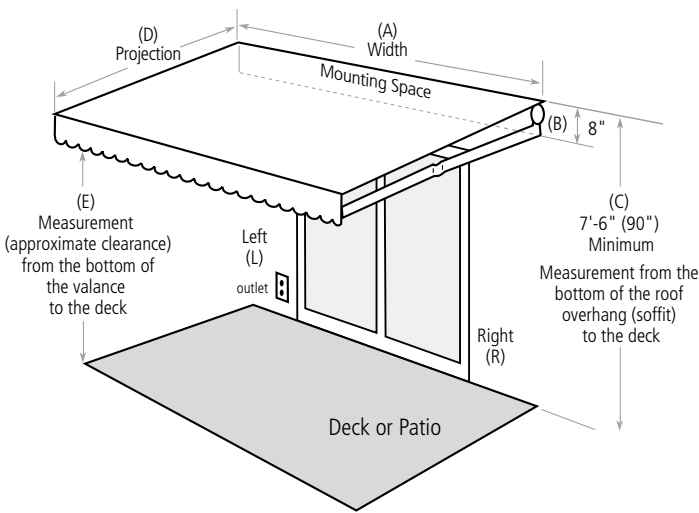


SERIES 6000XL (GOOD)

Simple, Functional and Affordable is the best way to describe this model. With four popular sizes coupled with six seamless vinyl top colors, we have the bases covered. Our white powder coated awning frame will never rust and provides manual pitch adjustment options. This awning boasts a contemporary design and will blend well with any homes exterior. Enjoy the shade on those hot sunny days and stay dry under the vinyl top during a light rain or mist (proper pitch required). Multi-layered seamless vinyl fabric is exclusive to this economy model and will provide years of lasting performance. Order now and you'll have it "Made in the Shade".

SERIES 7000 (BETTER)

This popular series retractable patio awning provides greater flexibility and choices. Functionality and Style are both accomplished here with the wide assortment of fabric colors and patterns from Sunbrella. Blended with the white aluminum awning frame, we are sure you will find just right combination to personalize your deck or patio. With 37 sizes to choose from, finding the right one to fit your needs will not be a problem. Take advantage of the 3 *Super Saver* widths of 11'-9", 15'-3" or 19'. Retractable awnings provide shade when you need it and sun when you want it! Protect your family and friends from harmful UV rays of the sun. Easy to Install and Simple to Operate.



Weatherguard Cover
Protects fabric when the awning is retracted from rain, snow & sun. Suggested, not required on motorized units or roof kit installations.

Flex-pitch Control
Available on 8000 Series only.

Heavy-duty arm has stainless steel chain for durability.

Measuring & Ordering Guidelines

Determine width of awning (A). This requires a clear span with no obstructions. Be sure light fixtures, down spouts, etc. are not in the way. The awning will require 8" of mounting space (B). A minimum of 7'-6" (90") is required from the deck or patio to the top of the mounting space (C). See chart for more detail.

Select the projection that best fits your needs (D). Awnings are available in over 45 beautiful fabric colors and patterns. Choose the one that best compliments your home. Fasteners for mounting on wood included.

**Operation. Facing the house specify the side you want the standard crank handle or motor. Outlet required for motor. If no selection is made, awning will ship with right hand operation.*

PATIO AWNING MOUNTING HEIGHT CHART

C= Measurement from top of mounting space to deck	Projection				
	5'9"	6'11"	8'6"	10'2"	11'8"
	E= Measurement from the bottom of the valance to deck				
7'6"	72"	72"	72"	70"	69"
8'	78"	78"	78"	76"	75"
8'6"	84"	84"	84"	82"	81"
9'	90"	90"	90"	88"	87"
9'6"	96"	96"	96"	94"	93"
10'	102"	102"	102"	100"	99"

The chart above denotes the maximum clearance with the pitch in the upper most position. Your new awning has been preset to this position at the factory. It does not require any further adjustment.

Series# 6000XL, 7000 or 8000	Quantity	Width	Projection	Manual or Motorized	Fabric Number	Fabric Name	Left or Right Operation	Weatherguard Cover (Y or N)	Roof Mount Kit (Y or N)	Frame Color

White framework will be shipped unless bronze or almond option is selected

2700 Series
Door Canopy



3700 Series
Window Awning



3300 with support arms

4700 Series
Casement Window Awning



4300 with support arms

5700 Series
Roll-up Window Awning



NuImage awnings will add beauty and elegance to your home's exterior. Awnings will benefit the interior of your home as well by eliminating fading to carpets and furniture caused by damaging sun rays. Fabric window awnings will also help you save on summer cooling costs by reducing solar gain by up to 77% and the temperature in your home by up to 15 degrees. NuImage awnings and canopies are available in several styles to fit nearly every application. Like all fabric awnings they are not designed for use in snow. They are easy to remove and store for winter, and quickly re-attach in the spring. We have 45 beautiful Sunbrella® fabric patterns to choose from whether you want to make a bold statement or simply blend to your home's exterior decor.




Heavy-duty mounting bar




Center rafters provide added support and stability.

Choose from 45 fabric patterns in solids and stripes



Each awning is finished with a braid color to match.




Bronze finish framework will never rust



Our sewn elastic tabs help keep your awning taut and flexible on your home.

Coordinating Acrylic Braid Colors Add That Finishing Touch





SERIES 8000 (BEST)

This awning is the "Top of the Line" when only "The Best will Do". Everything you need, Style, Flexibility, Elegance, Performance and most importantly Individuality are the standard with this model. Maximum shade control when the sun is at different positions is possible with our Exclusive Flex-Pitch Control. This feature will allow you to pitch your awning left to right and front to back with the simple twist of the hand crank. Italian styling and Elegant fabric choices from Sunbrella will make your awning the envy of the neighborhood. We will manufacture this model to any width you need up to twenty six feet in your choice of three frame colors. NuImage Awnings have passed European testing standards for TUV certification and are recommended by the Skin Cancer Foundation for protecting your family from harmful UV rays on those hot blistering days. It's the end of the day, "It's time to Unwind", It's NuImage!



Roof Mount Kit


Provides all necessary brackets for roof mount installation when wall space requirements cannot be met. Weatherguard Cover suggested not required when using Roof Mount Kit.



Motorized Operation

With our optional motor a simple push of a button opens or closes your awning effortlessly.

Studies show that motorized awnings are used 40% more than manual versions.



Our low profile front bar accents the framing detail of our awnings.

Retractable Awnings are not returnable. Verify all information before ordering.

	Comparison Chart		
	<i>Good</i>	<i>Better</i>	<i>Best</i>
Model	6000XL	7000	8000
Widths	fixed sizes 12', 14', 16' 18'	custom sizes 10' to 20' in one foot increments	custom sizes 10' to 26' in one inch increments
Projections	10'	6'8", 8'4", 10'	5'9", 6'11", 8'6", 10'2", 11'8"
Shade Control	7 pin adjustable	7 pin adjustable	Flex-Pitch Control
Optional Motor	Includes Remote Control motor that plugs in, no electrician needed		
Fabric Patterns	6 -Vinyl	45-Sunbrella	
Valance Style	Straight	Scalloped	
Frame Color	white	white	white, almond or bronze
Hood	Optional (Weatherguard)		
Frame Warranty	5 years	10 years	20 years
Motor & Fabric Warranty	5 years		

****Important Note:** Retractable awnings are designed for sun protection only. Warranties will not cover damage caused by adverse weather conditions such as wind, rain, snow or sleet.*

1-800-901-3313 • www.NuImageAwnings.com

Factory Directed Installations are available in most areas. Call us for details.



For over twenty-five years, Futureguard, a family owned and operated business, has been proudly manufacturing NuImage Awnings right here in the United States. They are without a doubt the highest quality awning products on the market today. Our seasoned TEAM of dedicated awning professionals has made Futureguard the largest manufacturer of stationary and retractable products in the United States.

Our brand new 163,000 sq. ft. state of the art manufacturing facility means we can turn your orders around in less time than any other manufacturer. In only about a week or so, you can be enjoying the benefits of awning ownership; we pride ourselves in 100% customer satisfaction and warranty all of our products. It is also important to know that we're just around the corner should you encounter any problem with your awning down the road. Futureguard has the largest, most trusted and respected factory trained sales and service team in the industry. So go ahead, relax, we'll be there if you need us.



Made in the USA





Call us now to talk to the pro's direct at:

1•800•901•3313

or visit www.NuImageAwnings.com



We'll answer all your questions regarding sales, service and installation

Factory Directed Installations are available in most areas. Call us for details.

